

S8VK-S/S8FS-G

The choice is clear



It's not only the chameleon
that has evolved to survive...

The choice is clear

Power supplies to drive the new era

OMRON power supplies have evolved to keep pace with changes at manufacturing sites.

To survive in the rapidly changing market, manufacturing sites must also continually change.

OMRON looks at these changes as a global manufacturer and seller of control devices,
and we use what we've learned from our own factory floor in our product development.

We continue to develop power supplies that meet the needs of the ever-changing manufacturing floor.

In order to maximize the added-value of equipment and control panels,
we have created these two evolved power supplies.



*Image: The chameleon has evolved over the years to be able to change its body color to protect it from enemies and to catch prey.
This is the veiled chameleon, which lives in the Republic of Yemen. It grows to around 40 cm to 60 cm in length.

For changes to the products manufactured

We make compact power supplies that save space to support our customers' increasingly sophisticated equipment.



Compact



Side-by-side mounting



Conforms to transformer standards

For changes to the places of manufacturing

These power supplies can be used in tough environments, from cold regions to the tropics, and even at high altitudes.



Altitudes up to 3,000 m



Wide ambient operating temperature range



Life expectancy: 10 years*1



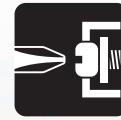
CERTIFIED

For changes to the people who manufacture

Wiring can be easily done by workers of varying skill levels.



Push-In Plus Terminal Block



Cover to prevent screw dropout



Cover to prevent foreign matter ingress

Industry's smallest class*2

General-purpose Power Supply
S8FS-G
300 W

Actual size



World's smallest*2

DIN rail-mounting Power Supply
S8VK-S
240 W

Power supplies this small, only from OMRON

*1. Life expectancy depends on certain conditions. Refer to the datasheet of each product for details.

*2. According to OMRON investigation in November 2016.


Selection is Easy.

For DIN
rail-mounting



DIN rail-mounting Power Supply

S8VK-S



Saves Space, Allowing Control Panel Downsizing


World's smallest*¹

The space required for the power supply is reduced, allowing the control panel to be downsized and components to be added inside the control panel.



Side-by-side mounting*³

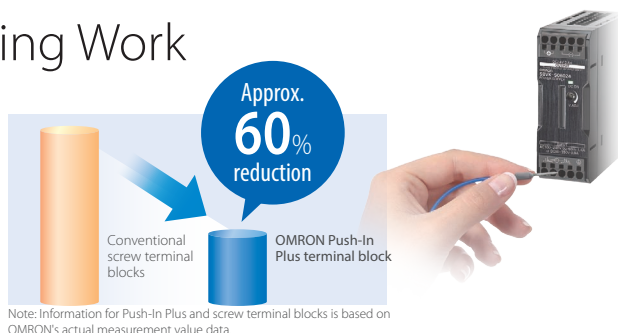
Cooling space between power supplies is not necessary, reducing the installation area. This enables greater flexibility in control panel design.



Reduced Wiring Work

Push-In Plus Terminal Block

It's as easy as inserting an earphone jack. Tools are not required for wiring, reducing the time and work.



Note: Information for Push-In Plus and screw terminal blocks is based on OMRON's actual measurement value data.

*1. According to OMRON investigation in November 2016.

*2. Comparison to previous OMRON Power Supply.

*3. Conditions apply to models and derating for side-by-side mounting.

*4. Comparing mounting of three OMRON S8VK-G (60 W) units to side-by-side mounting of three S8VK-S (60 W) units.

Which Type Will You Choose?



For installation
in equipment



Compact

Conforms to transformer standards

Altitudes up to 3,000 m

Ambient operating temperature of -20°C to 70°C

Life expectancy: 10 years

Cover to prevent screw dropout

Cover to prevent foreign matter ingress

CERTIFIED

General-purpose Power Supply **S8FS-G**

	Power rating/output voltage						Model selection
	15 W	30 W	50 W	100 W	150 W	300 W	
48 V							With cover/ Direct-mounting type → P.12 E
24 V							
15 V							With cover/ Direct-mounting type (Connector type) → P.12 F
12 V							
5 V							With cover/ DIN rail-mounting type → P.12 G

Prevents Trouble during Installation and Maintenance

Cover to prevent screw dropout

The terminal block cover features a screw dropout prevention mechanism. Screws will not drop when connecting terminals, making work easier.



Cover to prevent foreign matter ingress

The front cover guards against ingress of foreign matter. This prevents accidental insertion of tools and protects against electric shocks.



Enables Stable Operation of Devices and Equipment over Long Periods of Time

Features a 10-year life expectancy, including for the fan

These units have a 10-year life expectancy, including for the cooling fan, which in the past required maintenance and replacement.

A Wide Variety of Models Support

DIN Rail Mounting, Small Capacity Power Supply

These models are recommended for capacities of 15 W and 30 W.



S8VK-G

	Power rating/output voltage					
	15 W	30 W	60 W	120 W	240 W	480 W
48 V					•	•
24 V	•	•	•	•	•	•
12 V	•	•	•			
5 V	•	•				

Model selection

→ P.10 **B**



Conforms to transformer standards



Ambient operating temperature of -40°C to 70°C



Life expectancy: 10 years



CERTIFIED

DIN Rail Mounting, 3-Phase Input

These models are recommended for 3-phase 400 VAC input.



S8VK-T

	Power rating/output voltage			
	120 W	240 W	480 W	960 W
24 V	•	•	•	•

Model selection

→ P.10 **C**



Conforms to transformer standards



Ambient operating temperature of -40°C to 70°C



Life expectancy: 10 years

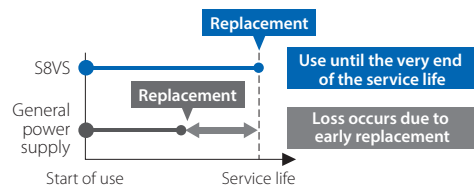


CERTIFIED

Various Applications and Requirements.

Din Rail Mounting, Maintenance Forecast Monitor

Replacement time notifications are output and displayed, allowing the power supply to be used until the very end of its service life, reducing maintenance costs.



Replacement time can be seen at a glance



S8VS-A

Power rating/output voltage						Model selection
60 W	90 W	120 W	180 W	240 W	480 W	
24 V						→ P.11 D



Ambient operating temperature of -10°C to 60°C

10 YEARS

Life expectancy: 10 years



For Installation in Equipment, Low-voltage Detection Output

Unit and secondary load errors are detected and a signal is output.



S8JX-P

Power rating/output voltage		Model selection
300 W	600 W	
48 V		Front-mounting type (with mounting bracket) → P.13 H
24 V		Front-mounting type (without mounting bracket) → P.13 I
12 V		
5 V		DIN rail mounting type → P.13 J



Ambient operating temperature of -10°C to 70°C

10 YEARS

Life expectancy: 10 years (excluding fan)



S8VK-S

DIN rail mounting Power Supply

Function Comparison Table



S8VK-G



I/O connections	Push-In Plus* ¹	Yes	—
	Screw (Rise-up)* ¹	—	Yes
	Screw	—	—
	Connector	—	—
Mounting	DIN rail mounting	Yes (Side-by-side mounting possible* ²)	Yes
	Direct-mounting type (screw)	See note 3.	See note 3.
Input voltage (Voltage range)	Single phase AC	85 to 264	85 to 264
	3-phase AC	—	—
	DC* ⁴	90 to 350	90 to 350
Built-in fan		No	No
Boost current* ⁵		Yes	Yes
Additional functions	Low-voltage detection	Yes (Only 240 W, 480 W)	—
	Remote control	—	—
	Remote sensing	—	—
	Maintenance forecast monitor	—	—
	Voltage and current display	—	—
Coated PCB* ⁶		Yes	Optional models
Parallel operation* ⁷		Yes	Yes
Ambient operating temperature* ⁸		-40°C to 70°C	-40°C to 70°C
Standards	UL 508	Yes	Yes
	CSA C22.2 No.107.1	Yes	Yes
	UL 1310 Class 2 output* ¹⁰	Yes	Yes
	UL 62368-1	Recognition (altitudes up to 3,000m)	Recognition
	CSA C22.2 No.62368-1	Yes (altitudes up to 3,000m)	Yes
	EN 62368-1	Yes (altitudes up to 3,000m)	Yes
	UL 61010-2-201	—	—
	CSA C22.2 No.61010-2-201	—	—
	EN 61010-2-201	—	—
	EN 62477-1	Yes (altitudes up to 3,000m)	Yes
	Overvoltage Category III (EN 62477-1)	Yes	Yes
	IEC/EN 61558-2-16	Yes	Yes
	Harmonic current emissions IEC61000-3-2	Yes	Yes
	EMI (EN 61204-3, EN 55011)	Class B	Class B
	Marine Standards* ¹²	LR	LR
	SEMI* ¹³	SEMI F47	SEMI F47
Reliability	Warranty Period* ¹⁴	5 years	3 years
	Life expectancy* ¹⁴	10 years	10 years
Model selection		P.10 A	P.10 B

*1. Round terminals and forked terminals cannot be used. *2. For side-by-side mounting, conditions apply. For details, refer to the S8VK-S Power Supplies datasheet. *3. Separately sold brackets are required. *4. For DC input, conditions apply for compliance with some safety standards and some models may not be standard certified. Refer to the datasheet of each product for details.

*5. Conditions apply to boost current output. Refer to the datasheet of each product for details. *6. Chip part mounting surfaces are coated. *7. Conditions apply to parallel operation. Refer to the datasheet of each product for details. *8. The maximum ambient operating temperatures for standard mounting conditions are shown. Derating is required according to the temperature. Also, derating may vary depending upon mounting conditions and input voltage. Refer to the datasheet of each product for details.

S8VK-T



120 W 240 W 480 W 960 W

S8VS-A



60 W 90 W 120 W 180 W
240 W 480 W

—	—
Yes	—
—	Yes
—	—
Yes	Yes
See note 3.	See note 3.
340 to 576	85 to 264
320 to 576	—
450 to 810 (DC input cannot be used for 960 W.)	80 to 370 (DC input cannot be used for 480 W.)
No	No
Yes	—
—	Yes (excluding 60 W)
—	—
—	—
—	Yes
—	7-segment LED
Optional models	Optional models
Yes	—
-40°C to 70°C	-10°C to 60°C
Yes	Yes
—	Yes
—	Yes
—	Recognition (Only 480W)
—	Yes (Only 480W)
Listing	—
Yes	—
Yes	Yes
Yes	Yes
Yes	—
Yes	Yes
Class B	Class A
LR	—
SEMI F47	SEMI F47
3 years	3 years
10 years	10 years

P.10 **C**

P.11 **D**


S8FS-G

General-purpose Power Supply



15 W/30 W 50 W 100 W
150 W 300 W 600 W

S8JX-P



300 W 600 W

—	—
—	—
Yes (Terminal block cover for preventing screw dropout)	Yes
Optional models	—
Yes	Yes
Yes	Yes
85 to 264	85 to 264
—	—
80 to 370 (15 W to 150 W) 120 to 370 (300 W or less) 120 to 350 (600 W)	80 to 370
No (150 W or less) Yes (300 W, 600 W)	Yes
—	Yes
—	Yes
Optional models (100 W or more, 24 V only)	Yes
—	Yes
—	—
—	—
Optional models	Optional models
Optional models (600 W, 24 V only)	Yes
-20°C to 70°C	-10°C to 70°C
Yes ^{*9}	Yes
Yes ^{*9}	Yes
—	—
Recognition (altitudes up to 3,000m)	Recognition
Yes (altitudes up to 3,000m)	Yes
—	—
—	—
Yes (altitudes up to 3,000m)	Yes
Yes	Yes
Yes	—
Yes ^{*11}	Yes
Class B	Class B
—	—
SEMI F47	SEMI F47
3 years	5 years
10 years (including fan)	10 years (excluding fan)

P.12 **E F G**

P.13 **H I J**

^{*9}. Connector type is excluded. Also, optional models may be UL Recognition certified. For details, refer to the S8FS-G series Power Supplies Datasheet. ^{*10}. Only products of less than 100 W are supported as per standard requirements. For applicable models, refer to the datasheet of each product. ^{*11}. 150 W models have a limited load ratio. ^{*12}. Conditions apply to support marine standards. For details, refer to the datasheet of each product. ^{*13}. For 200 VAC input. ^{*14}. Conditions apply to the warranty period and life expectancy. For details, refer to the datasheet of each product.

S8VK-S/S8VK-G/S8VK-T

S8VK-S

List of Models

Place a check for the items you're interested in.

A	Power rating	Rated input voltage	Rated output voltage (DC)	Rated output current	Maximum boost current	Dimensions: W × H × D (mm)	Model
	30 W	100 to 240 VAC (Allowable range: 85 to 264 VAC, 90 to 350 VDC*)	24 V	1.3 A	1.56 A	32 × 90 × 86	S8VK-S03024
	60 W			2.5 A	3 A	32 × 90 × 86	S8VK-S06024
	120 W			5 A	6 A	55 × 90 × 86	S8VK-S12024
	240 W			10 A	15 A	38 × 124 × 117.8	S8VK-S24024
	480 W			20 A	30 A	60 × 124 × 117.8	S8VK-S48024

S8VK-G

List of Models

Place a check for the items you're interested in.

B

Power rating	Rated input voltage	Rated output voltage (DC)	Rated output current	Maximum boost current	Dimensions: W × H × D (mm)		Model
15 W	100 to 240 VAC （ Allowable range: 85 to 264 VAC, 90 to 350 VDC* ）	5 V	3 A	3.6 A	22.5 × 90 × 86		S8VK-G01505
		12 V	1.2 A	1.44 A			S8VK-G01512
		24 V	0.65 A	0.78 A			S8VK-G01524
30 W		5 V	5 A	6 A	32 × 90 × 86		S8VK-G03005
		12 V	2.5 A	3 A			S8VK-G03012
		24 V	1.3 A	1.56 A			S8VK-G03024
60 W		12 V	4.5 A	5.4 A	32 × 90 × 106		S8VK-G06012
		24 V	2.5 A	3 A			S8VK-G06024
120 W		24 V	5 A	6 A	40 × 125 × 117.8		S8VK-G12024
240 W		24 V	10 A	12 A	60 × 125 × 145.6		S8VK-G24024
		48 V	5 A	6 A			S8VK-G24048
480 W		24 V	20 A	24 A	95 × 125 × 145.6		S8VK-G48024
	48 V	10 A	12 A			S8VK-G48048	

S8VK-T

List of Models

Place a check for the items you're interested in.

C	Power rating	Rated input voltage	Rated output voltage (DC)	Rated output current	Maximum boost current	Dimensions: W × H × D (mm)	Model
	120 W	2-phase 380 to 480 VAC (Allowable range: 340 to 576 VAC)	24 V	5 A	6 A	40 × 125 × 117.8	S8VK-T12024
	240 W			10 A	12 A	60 × 125 × 145.6	S8VK-T24024
	480 W	3-phase 380 to 480 VAC (Allowable range: 320 to 576 VAC)		20 A	24 A	95 × 125 × 145.6	S8VK-T48024
		450 to 600 VDC (Allowable range: 450 to 810 VDC*)					
	960 W	2-phase 380 to 480 VAC (Allowable range: 340 to 576 VAC)		32 A	—	135 × 125 × 175.6	S8VK-T96024
		3-phase 380 to 480 VAC (Allowable range: 320 to 576 VAC)		40 A	48 A		

*Refer to the datasheet of each product for information on which standards are applicable when DC input is used.

S8VS-A

List of Models

Place a check for the items you're interested in.

D

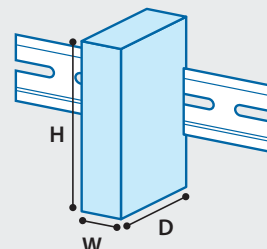
Power rating	Rated input voltage	Rated output voltage (DC)	Rated output current	Maximum boost current	Alarm output*2	UL Class 2 output	Dimensions: W × H × D (mm)		Model (screw terminal block)
60 W	100 to 240 VAC （ Allowable range: 85 to 264 VAC, 80 to 370 VDC*1 ）	24 V	2.5 A	—	—	Yes	40 × 95 × 103.3		S8VS-06024A
90 W			3.75 A		Sinking		50 × 115 × 116.2		S8VS-09024A
					Sinking	Yes			S8VS-09024AS
					Sourcing				S8VS-09024AP
					Sourcing	Yes			S8VS-09024APS
120 W			5 A		Sinking		75 × 115 × 120.3		S8VS-12024A
Sourcing						S8VS-12024AP			
180 W			7.5 A		Sinking		100 × 115 × 120.2		S8VS-18024A
					Sourcing				S8VS-18024AP
240 W			10 A		Sinking			S8VS-24024A	
	Sourcing				S8VS-24024AP				
480 W	100 to 240 VAC （ Allowable range: 85 to 264 VAC ）		20 A	30 A (200 VAC)	Sinking/ Sourcing		150 × 115 × 122.2		S8VS-48024A

*1. The range for compliance with EU Directives and safety standards (UL, EN, etc.) is 100 to 240 VAC (85 to 264 VAC).

*2. In the Alarm output column, sinking indicates an emitter COM and sourcing indicates a collector COM.

About dimensions shown

In the case of standard mounting, the width (W) and height (H) are given with the distance from the DIN rail serving as the depth (D).



S8FS-G

List of Models

● With cover/Direct-mounting type

Place a check for the items you're interested in.

E

Power rating	Rated input voltage	Rated output voltage (DC)	Rated output current	Built-in fan	Dimensions: W × H × D (mm)	Model	
15 W	100 to 240 VAC （ Allowable range: 85 to 264 VAC, 80 to 370 VDC*,*4 ）	5 V	3 A	No	35 × 82 × 99	S8FS-G01505C	
		12 V	1.3 A			S8FS-G01512C	
		15 V	1 A			S8FS-G01515C	
		24 V	0.65 A			S8FS-G01524C	
30 W		5 V	6 A			S8FS-G03005C	
		12 V	3 A			S8FS-G03012C	
		15 V	2.4 A			S8FS-G03015C	
		24 V	1.5 A			S8FS-G03024C	
50 W		5 V	8 A *1		36 × 97 × 99	S8FS-G05005C	
		12 V	4.3 A			S8FS-G05012C	
		15 V	3.5 A			S8FS-G05015C	
		24 V	2.2 A			S8FS-G05024C	
100 W		5 V	16 A *2		38 × 97 × 129	S8FS-G10005C	
		12 V	8.5 A			S8FS-G10012C	
		15 V	7 A			S8FS-G10015C	
		24 V	4.5 A			S8FS-G10024C	
150 W		5 V	21 A *3		38 × 97 × 159	S8FS-G15005C	
		12 V	13 A			S8FS-G15012C	
		15 V	10 A			S8FS-G15015C	
		24 V	6.5 A			S8FS-G15024C	
		48 V	3.3 A			S8FS-G15048C	
300 W		100 to 240 VAC （ Allowable range: 85 to 264 VAC, 120 to 370 VDC* ）	12 V	25 A	Yes	41 × 102 × 170	S8FS-G30012C
		15 V	20 A	S8FS-G30015C			
		24 V	14 A	S8FS-G30024C			
		48 V	7 A	S8FS-G30048C			
600 W		100 to 240 VAC （ Allowable range: 85 to 264 VAC, 120 to 350 VDC*,*4 ）	12 V	50 A		61 × 120 × 190	S8FS-G60012C
		15 V	40 A	S8FS-G60015C			
		24 V	27 A	S8FS-G60024C			
		48 V	13 A	S8FS-G60048C			

Note 1. Front-mounting is not possible. To mount a Power Supply from the front, purchase a DIN Rail-mounting Power Supply and a Front-mounting Bracket (sold separately).

*1. The output power is 40 W. *2. The output power is 80 W. *3. The output power is 105 W. *4. Applicable to products produced from May 2018.

● With cover/Direct-mounting type (Connector type)

Place a check for the items you're interested in.

F	Power rating	Rated input voltage	Rated output voltage (DC)	Rated output current	Built-in fan	Dimensions: W × H × D (mm)	Model
15 W	15 W	100 to 240 VAC (Allowable range: 85 to 264 VAC, 80 to 370 VDC*,*1)	24 V	0.65 A	No	35 × 82 × 99	S8FS-G01524CE
	30 W			1.5 A			S8FS-G03024CE
	50 W			2.2 A		36 × 97 × 99	S8FS-G05024CE
	100 W			4.5 A		38 × 97 × 129	S8FS-G10024CE
	150 W			6.5 A		38 × 97 × 159	S8FS-G15024CE

*1. Applicable to products produced from May 2018.

● With cover/DIN rail mounting type

Place a check for the items you're interested in.

G

Power rating	Rated input voltage	Rated output voltage (DC)	Rated output current	Built-in fan	Dimensions: W × H × D (mm)	Model	
15 W	100 to 240 VAC (Allowable range:) (85 to 264 VAC, 80 to 370 VDC*,*4)	5 V	3 A	No	36.2 × 82 × 117.7	S8FS-G01505CD	
		12 V	1.3 A			S8FS-G01512CD	
		15 V	1 A			S8FS-G01515CD	
		24 V	0.65 A			S8FS-G01524CD	
30 W		5 V	6 A			S8FS-G03005CD	
		12 V	3 A			S8FS-G03012CD	
		15 V	2.4 A			S8FS-G03015CD	
		24 V	1.5 A			S8FS-G03024CD	
50 W		5 V	8 A *1		37.2 × 97 × 117.7	S8FS-G05005CD	
		12 V	4.3 A			S8FS-G05012CD	
		15 V	3.5 A			S8FS-G05015CD	
		24 V	2.2 A			S8FS-G05024CD	
100 W		5 V	16 A *2		39.2 × 97 × 147.7	S8FS-G10005CD	
		12 V	8.5 A			S8FS-G10012CD	
		15 V	7 A			S8FS-G10015CD	
		24 V	4.5 A			S8FS-G10024CD	
150 W		5 V	21 A *3		39.2 × 97 × 177.7	S8FS-G15005CD	
		12 V	13 A			S8FS-G15012CD	
		15 V	10 A			S8FS-G15015CD	
		24 V	6.5 A			S8FS-G15024CD	
		48 V	3.3 A			S8FS-G15048CD	
300 W		100 to 240 VAC (Allowable range:) (85 to 264 VAC, 120 to 370 VDC*)	12 V	25 A	Yes	42.5 × 102 × 201	S8FS-G30012CD
		15 V	20 A	S8FS-G30015CD			
		24 V	14 A	S8FS-G30024CD			
		48 V	7 A	S8FS-G30048CD			
600 W		100 to 240 VAC (Allowable range:) (85 to 264 VAC, 120 to 350 VDC*)	12 V	50 A		62.5 × 120 × 221	S8FS-G60012CD
		15 V	40 A	S8FS-G60015CD			
		24 V	27 A	S8FS-G60024CD			
		48 V	13 A	S8FS-G60048CD			

*1. The output power is 40 W. *2. The output power is 80 W. *3. The output power is 105 W. *4. Applicable to products produced from May 2018.

S8JX-P

List of Models

● Front-mounting type (with mounting bracket)

Place a check for the items you're interested in.

H	Power rating	Rated input voltage	Rated output voltage (DC)	Rated output current	Maximum boost current	Built-in fan	Dimensions: W × H × D (mm)		Model
	300 W	100 to 240 VAC （ Allowable range: 85 to 264 VAC, 80 to 370 VDC* ）	5 V	60 A	—	Yes	77.6 × 124.3 × 217.3		S8JX-P30005C
			12 V	27 A	—				S8JX-P30012C
			24 V	14 A	16.5 A (200 VAC)				S8JX-P30024C
			48 V	7 A	—				S8JX-P30048C
	600 W		5 V	120 A	—		116.6 × 124.3 × 217.3		S8JX-P60005C
			12 V	53 A	—				S8JX-P60012C
			24 V	27 A	31 A (200 VAC)				S8JX-P60024C
			48 V	13 A	—				S8JX-P60048C

● Front-mounting type (without mounting bracket)

Place a check for the items you're interested in.

I	Power rating	Rated input voltage	Rated output voltage (DC)	Rated output current	Maximum boost current	Built-in fan	Dimensions: W × H × D (mm)		Model
	300 W	<div>100 to 240 VAC (Allowable range: 85 to 264 VAC, 80 to 370 VDC*)</div>	5 V	60 A	—	Yes	71 × 92 × 165		S8JX-P30005N
			12 V	27 A	—				S8JX-P30012N
			24 V	14 A	16.5 A (200 VAC)				S8JX-P30024N
			48 V	7 A	—				S8JX-P30048N
	600 W		5 V	120 A	—		110 × 92 × 164.8		S8JX-P60005N
			12 V	53 A	—				S8JX-P60012N
			24 V	27 A	31 A (200 VAC)				S8JX-P60024N
			48 V	13 A	—				S8JX-P60048N

● DIN rail mounting type

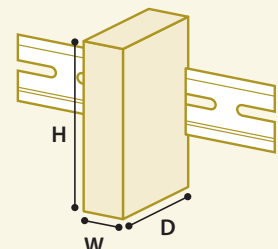
Place a check for the items you're interested in.

J	Power rating	Rated input voltage	Rated output voltage (DC)	Rated output current	Maximum boost current	Built-in fan	Dimensions: W × H × D (mm)	Model
	300 W	<div>100 to 240 VAC (Allowable range: 85 to 264 VAC, 80 to 370 VDC*)</div>	5 V	60 A	—	Yes	77.6 × 110.8 × 222.8	S8JX-P30005CD
			12 V	27 A	—			S8JX-P30012CD
			24 V	14 A	16.5 A (200 VAC)			S8JX-P30024CD
			48 V	7 A	—			S8JX-P30048CD
	600 W		5 V	120 A	—		116.6 × 110.8 × 222.8	S8JX-P60005CD
			12 V	53 A	—			S8JX-P60012CD
			24 V	27 A	31 A (200 VAC)			S8JX-P60024CD
			48 V	13 A	—			S8JX-P60048CD

*The range for compliance with EU Directives and safety standards (UL, EN, etc.) is 100 to 240 VAC (85 to 264 VAC).

About dimensions shown

In the case of standard mounting, the width (W) and height (H) are given with the distance from the DIN rail serving as the depth (D).



Note: Do not use this document to operate the Unit.

OMRON Corporation Industrial Automation Company
Kyoto, JAPAN

Contact: www.ia.omron.com

Regional Headquarters

OMRON EUROPE B.V.

Wegalaan 67-69, 2132 JD Hoofddorp
The Netherlands
Tel: (31)2356-81-300/Fax: (31)2356-81-388

OMRON ELECTRONICS LLC

2895 Greenspoint Parkway, Suite 200
Hoffman Estates, IL 60169 U.S.A.
Tel: (1) 847-843-7900/Fax: (1) 847-843-7787

OMRON ASIA PACIFIC PTE. LTD.

438B Alexandra Road, #08-01/02 Alexandra
Technopark, Singapore 119968
Tel: (65) 6835-3011/Fax: (65) 6835-2711

OMRON (CHINA) CO., LTD.

Room 2211, Bank of China Tower,
200 Yin Cheng Zhong Road,
PuDong New Area, Shanghai, 200120, China
Tel: (86) 21-5037-2222/Fax: (86) 21-5037-2200

Authorized Distributor:

© OMRON Corporation 2017-2022 All Rights Reserved.
In the interest of product improvement,
specifications are subject to change without notice.

CSM_5_2

Cat. No. T209-E1-06

0322(0417)